

Ergonomics & Anthropometrics Activity

Fast Eddie's Project – Spatial Planning

Design Process 3

BSBCRT501A Originate and develop concepts

BSBDES502A Establish, negotiate and refine a design brief

Ergonomics & Anthropometrics – Activity

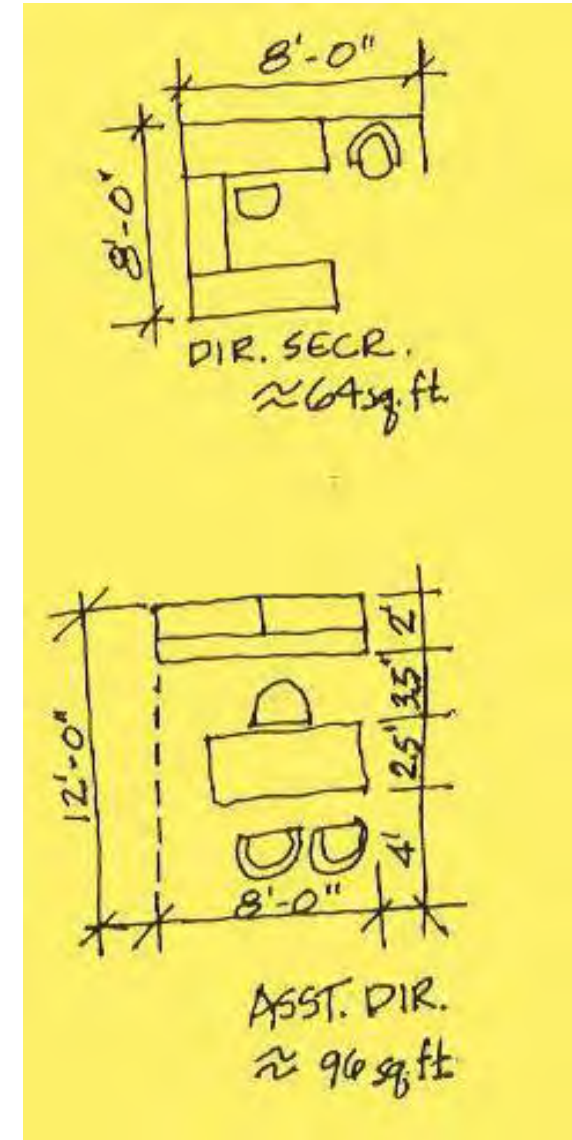
- Using anthropometric and ergonomic data accumulated from various sources, work out spatial requirements for the various areas of the Fast Eddie's project.
- Access the following documents:

Fast Eddie's Website / Brief Analysis page / *Research* heading / *Anthropometric Data – Hair Styling* document

and

Fast Eddie's Website / Brief Analysis page / *Brief & Drawings* heading / *Barber's Chair Dimensions* document

- Create quick sketches as per the examples.

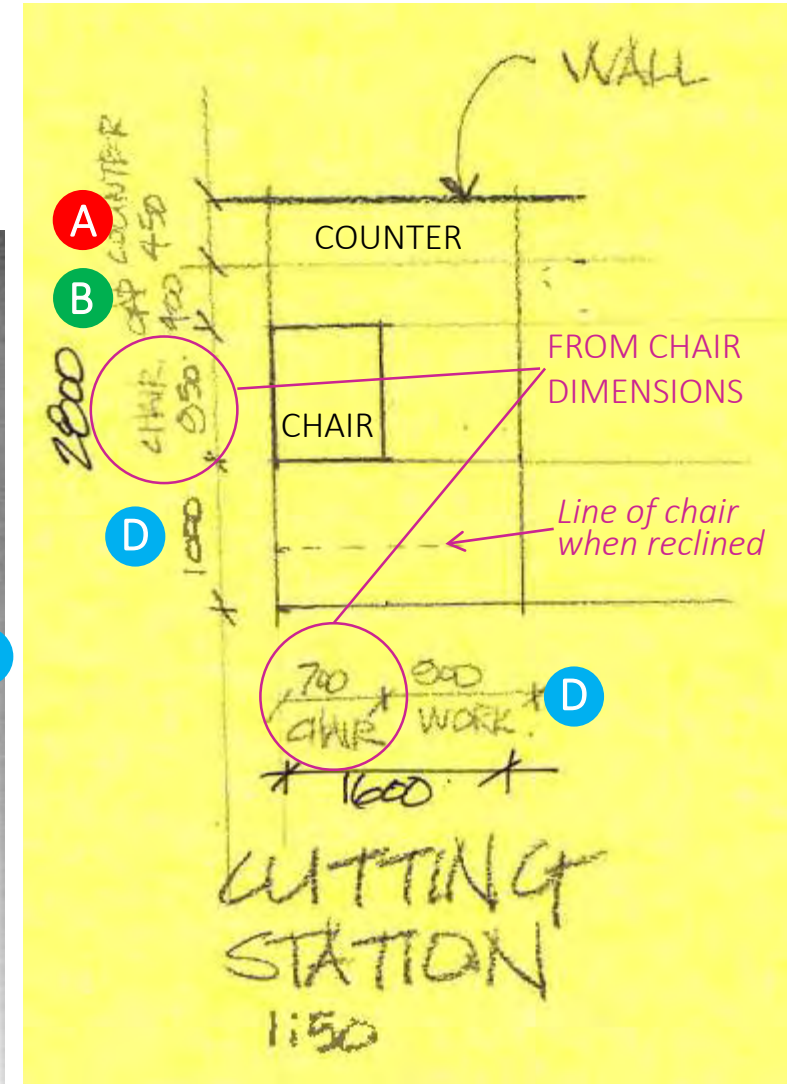
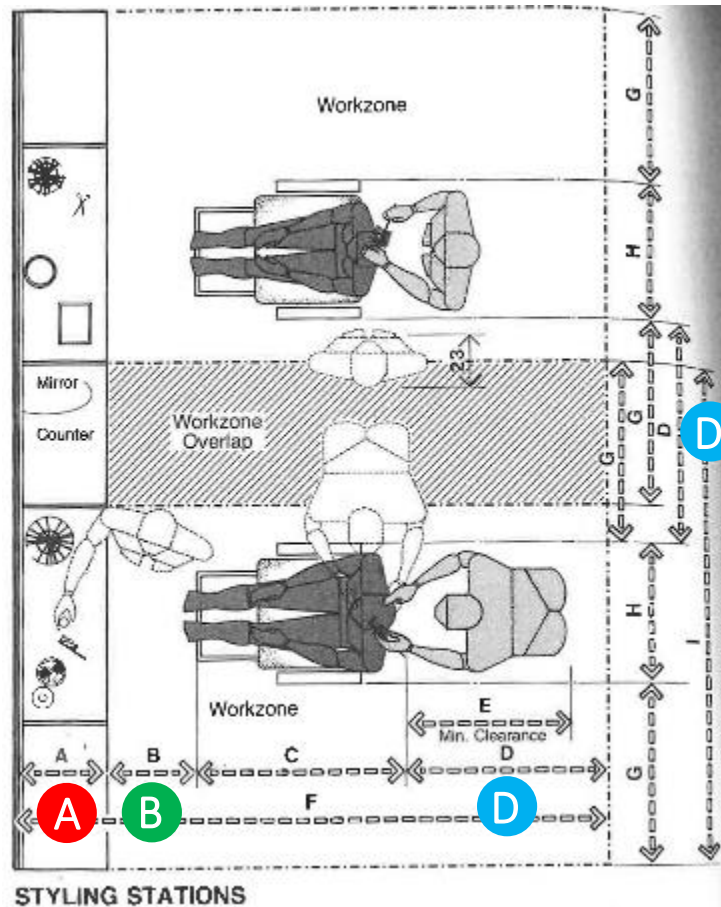


Example

Ergonomics & Anthropometrics – Activity

- Work out the area requirements for each cutting station using the anthropometric data provided below (this is taken from the document listed on the previous sheet) and the given dimensions of the barber's chair.
- Create scaled sketches as per the example using yellow trace paper.

	in	cm
A	16–18	40.6–45.7
B	15 min.	38.1 min.
C	29–36	73.7–91.4
D	36	91.4
E	30 min.	76.2 min.
F	96–105	243.8–266.7
G	30	76.2
H	23–27	58.4–68.6
I	83–87	210.8–221.0
J	34–36	86.4–91.4
K	68 min.	172.7 min.
L	19.5–25	49.5–63.5



Drawing not to scale on slide